Spring Term 1

Week 2

Monday 11th January 2021

Word of the day - Knight

LO - to use the first three letters of a word to find them in a dictionary.



Look at the front cover of King Arthur and the Knights of the Round Table, retold by Marcia Williams. When you the story, will notice that some of the words used in legends will be unfamiliar.

Read the first chapter (on the following slide) of King Arthur and the Knights of the Round Table. Your task is to make a list of definitions to help you when you encounter some of these unfamiliar words. Look up the words from the word list, as well as any words that are unfamiliar to you from the text. Try the words in blue first and then green. On a small piece of paper, write the definition neatly and add a small illustration. Once complete, put each oh the pages into alphabetical order.

Extra Challenge – Look at the Sentences to Improve - use you picture dictionary to improve the vocabulary choices.

King Arthur

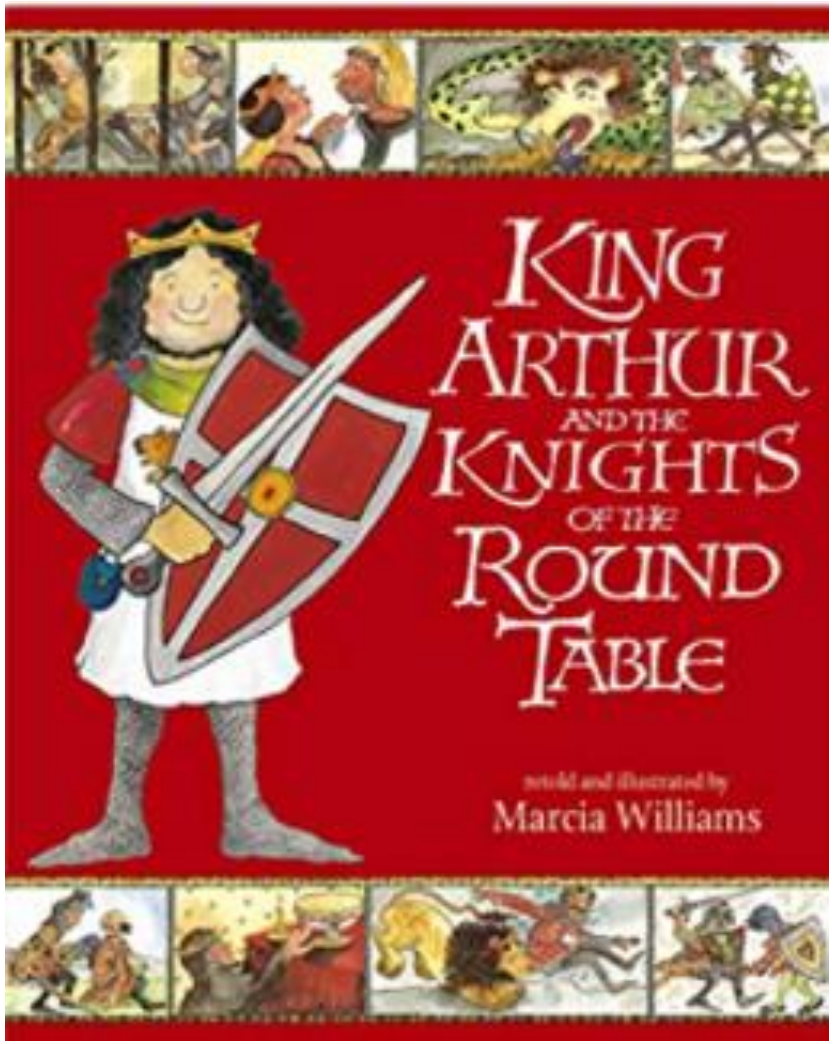
KING ARTHUR AND THE KNIGHTS OF THE ROUND TABLE
retold and illustrated by
Marcia Williams

KING ARTHUR
THE KING IS DEAD. LONG LIVE ME, THE QUEEN
Long ago, when forests were still enchanted, a warrior King named Uther Pendragon ruled Britain. When Uther died many imposters, including his stepdaughter Morgan le Fay, tried to claim his throne. So Merlin the Magician decided to use his powers to ensure that Uther's true heir gained the Kingdom.
During the Christmas service, Merlin magicked a great stone with a sword set in it.
WHOSO PULLETH OUT THIS SWORD OF THIS STONE IS THE RIGHT WISE KING BORN OF ALL ENGLAND
After the service all the knights and nobles tried to remove the sword, but none succeeded.
As there were many fine knights who had not attended the service, messengers were sent to summon them.
A tournament was arranged so these knights could try to draw the sword. One such knight was Sir Ector, who came with his sons, Sir Kay and Arthur. It was Sir Kay's first tournament and in his excitement he had forgotten his sword. Arthur offered to return to their lodgings and fetch it, but he found the house locked.

Long ago, when forests were still enchanted, a warrior King

names Uther Pendragon rules Britain. When Uther died many

imposter, including his stepdaughter Morgan Le Fay, tries to

claim the throne.

Uther Pendragon

During the Christmas service, Merlin magicked a great stone with a sword set in it.

WHO SO PULLETH OUT THIS SWORD OF THIS STONE IS THE RIGHT WISE KING BORN OF ALL ENGLAND.

Merlin the magician

After the service all the knights and nobles tried to remove the sword, but none succeeded.

As there were many fine knights who had not attended the service, messengers were sent to summon them.

A tournament was arranged so these knights could try to draw the sword. One such knight was Sir Ector, who came with his sons, Sir Kay and Arthur. It was Sir Kay's first tournament and in his excitement he had forgotten his sword. Arthur offered to go back to their lodgings and get the sword, but the house was locked.

The sword in the stone

Remembering he'd seen a sword in a churchyard, Arthur decided to borrow it. Without reading the words on the stone, he withdrew the sword easily.

Sir Kay, knowing the significance of the sword told his father that he had withdrawn the sword himself, and so must be the rightful king.

Surprised, Sir Ector went to the churchyard where Arthur replaced the sword. Neither Sir Ector nor Sir Kay could pull it out again.

Then, in front of a gathering crowd, Arthur tried. The sword slid smoothly out from the stone. The awestruck onlookers fell to their knees.

Then Sir Ector told Arthur that he was really King Uther's son, brought to him sixteen years ago by Merlin to nurture and keep safe.

Although Arthur was only sixteen years old, everyone cheered for him to be king. So in preparation, he was first dubbed a knight.

Then the following week a grand coronation took place and all who stood for justice paid homage to Arthur Pendragon, their rightful king.

Step for depth...

I wonder how you can improve these sentences.

1 - King Uther sat upon the sofa.

2 – Sir Ector pulled the sword from his pocket.

3 – A big fighting competition was arranged.

4 – King Arthur became a noble fighting person.

Maths



LO to consolidate the 2, 4 and 8 times tables.

Follow the link to Whiterose.

https://whiterosemaths.com/homelearning/year-3/week-1-number-multiplication-division/

Don't forget your TT Rockstars, my little Rockstars!!!

Keep playing those games to become the BEST!!

(Any problems getting on, contact your teacher).

RE

LO – to know the story of St Francis of Assisi and the first crib.

Research the story of St Francis of Assisi and the building of the first crib.

What does this tell us about Jesus?

Why is the crib so important to you?

Why is it an important symbol to Christians?

How does this remind us to remember the presence of Jesus in our world today?

PSHE

LO – to revisit internet safety.

As you will be doing lots of work online, you will need to remember the internet safety rules that we have talked about in class.

Go through the PPT and create a poster that we can Tweet out to everyone.

Tuesday 12th January 2021

Word of the day : recite

LO – to make inferences and justify with evidence.

Read The Sword in the Stone text, here are some of the characters –

Merlin – a magician

King Uther Pendragon – Arthur's father

Morgan Le Fay – Uther's step daughter

Sir Ector – A knight

Kay – Sir Ector's son

Queen Guinevere – becomes Arthur's wife

Once you have read the text, answer the questions at the end of the story. Extra Challenge - Did you spot any of the words that they defined on Day 1? What are your thought about questions 5 and 8?

Maths

LO to compare statements.

https://whiterosemaths.com/homelearning/year-3/week-1-number-multiplication-division/



Art

LO – to understand what landscape painting is.

Look at the slides below and think about landscape art.
If possible research landscape artwork.
Follow the instructions on the power point to create a stormy sky.

LO – to understand what landscape painting is.

Your task is to use a sponge to paint a stormy sky.

Prior Learning –

What is a landscape?
What does a landscape painting show ?

Write your answer for each question on a post-it note and add it to the whiteboard!

Vocabulary –

landscape	brushstroke
seascape	symmetry
method	natural materials
sketch	temporary

What do you think these words are referring to?

Talk Task –

Snowstorm by Turner

Look at these pictures that have been painted by famous artists.

Tell your partner one thing that you notice about these images.

Constable

Talk Task –

What have the artists painted?

How would you feel if you were in the painting?

What colours have the artists used?

Describe the brushstrokes the artists have used.

Teach –

- Both the paintings are landscapes.
- Landscapes are images of a natural environment.

What is a landscape painting?

How are they different to still life paintin

Why is a picture of a flower not a landsca

seascape

What is similar about these three seascapes?

Task – PAINT A STORMY SKY

What you will need:
- ✓A3 paper
- ✓Sponges
- ✓Paint

Instructions:

1. Turn your paper so it is landscape.
2. Use sponges to create your sky, use two thirds of the page. (if you don't have sponges, you can use any material that your adult will allow you to use).
3. Mix and layer colours.
4. Make sure you use light grey, dark grey and light brown paint.
5. Do not leave any white on the page.

Talk to your adult about these questions and then share everything that you have learned via email.

What is a landscape?

What is a seascape?

How did you create your stormy sky?

PE

LO – to develop skipping techniques with control and balance.

When skipping, what do you have to think about? What do you need to do to stay safe? How many different ways can you skip?

Wednesday 13th January 2021

Word of the day – Valiant

LO – to compose sentences, with a rich vocabulary and an increasing range of sentence structures.

Re-read the comprehension text. Today we are going to compose a piece of writing based on the story. Take each sentence and improve it by adding exciting descriptive language and powerful verbs. You may wish to experiment with longer sentences. Remember conjunctions and expanded noun phrases?

Extra challenge - Look at your 'before and after' sentences. What do you think of the improvements? What makes the new versions richer and more impactful? How is our new version sounding?

Maths

LO :to find related calculations..

https://whiterosemaths.com/homelearning/year-3/week-1-number-multiplication-division/



R.E.

LO – to reflect on the manger scene and what it tells us about Jesus.

Recap on the last lesson and discuss the cribs you have seen with your adults. Discuss the multicultural images of the crib scene. What does this teach us?
Using the crayons, pencils, watercolours or pastels, create a piece of artwork to show your crib. Write some prayers to go around your crib.

Science

LO – to understand that animals need to eat because they do not make their own food like plants do.

This term we will be looking at animal diets. Today, you will be carrying out safe searching on websites to answer some questions. You can record the answers in your books or you can email us your findings.

What can you remember about animal diets from KS1?
How could we group birds/fish? How can we see if they are all carnivores/omnivores etc.?
What have you found out about animal diets? How are they the same/different?
Why do you think animals need different diets?
What do you think might happen if insects died out?

Step for depth – why don't plants eat food?



Thursday 14th January 2021

Word of the Day – conquer

LO – to link sentences of a paragraph together.

Today we will be thinking how the sentences will fit together. Read your sentences from yesterday, in the right order. *Does the new paragraph hang together and make sense? Have you used* adverbs and conjunctions for time and place? Do the sentences flow? *Is there too much repetition of particular words or do we need to add an extra sentence or combine two that are quite similar?* You can continue to change it and adjust it until you are happy that it makes sense. When you are happy with it, read it aloud, thinking about how it could be performed in role as a story-teller. You need to think about how to gain and maintain listeners' attention. Read aloud your writing using expression and gesture to bring the story to life. As a story-teller, you want to entrance the audience and to make the story sound exciting and gripping.



Maths

LO to multiply a 2 digit number by a 1 digit number

https://whiterosemaths.com/homelearning/year-1/week-2-number-addition-and-subtraction-within-20/

Geography

LO – to know about the physical course of a river.

Go through the PowerPoint and discuss the journey of a river. Today, you will be telling the story of your journey along the river, from a fish's point of view. I wonder where your journey take you.

History
King Henry II

LO – to understand how the Church constrained the king's power, and why Thomas Becket died.

Read through the PPT and see if you can create a drama scene or puppet show with your toys. Then, write up the news article.

Friday 15th January 2021

Word of the day - meander

LO – to answer reading comprehension questions.

Today you have a choice, you may choose to answer historical questions about Anglo Saxons or geographical questions about Rivers. Have a think a bout which you would like to learn about today, and choose that file.



Maths

LO :multiply a 2 digit number by a 1 digit number.

https://whiterosemaths.com/homelearning/year-1/week-2-number-addition-and-subtraction-within-20/

Music

LO – to take a closer look at the string family.

We are continuing with our exploration of different instruments, in particular the instruments in rock bands!
Last week we looked at the bass guitar, this week are exploring the electric guitar.
Gather any instruments, things that make a great sound when you tap them, anything you can that you will be able to create a musical masterpiece!

Follow the PowerPoint , I can't wait to see what you come up with!



PE

LO – to develop skipping techniques with control and balance.

Time yourself, how many skips can you complete in 1 minute; 2 minutes etc.

Then watch and join in with the Joe Wicks workout for the day!

Don't forget, you can still try to run a mile a day!
Get an adult to help you to measure how far you can jog for. Start with 2 minutes a day, then go further each day, See if you can run a mile!
Let us know how you get on.